


monolith[®]

VOGUSH SURFACES



EXPERIENCE THE ESSENCE OF
ITALIAN CRAFTSMANSHIP

800x
1600mm

**ENDLESS
CARVING**



Instill an
**ABUNDANCE
OF LUXURY**




Experience the true aesthetic with
Endless Carving, which captivates
and enchants the interior with a
touch of design prowess.

**800x
1600mm**

EXPERIENCE THE GRANDEUR OF THE ENDLESS CARVING.

Turn your interior into a masterpiece with our intricately carved slabs. Measuring 800x1600mm, these slabs are designed to create a stunning visual impact. With carving running continuously through the surface on all faces, they are suitable for both small and large areas. Their impressive size allows for easy coverage, making your space a sight to behold.



**ENDLESS
CARVING**

24 YEARS of
EXCELLENCE

monolithsurfaces.com

monolith[®]
VOGUSH SURFACES



A DIMENSIONAL MASTERPIECE WITH
PERFECTION ON ALL FRONTS.

**EXCEPTIONALLY-SIZED
SLABS WITH THE INTERPLAY
OF ENDLESS CARVING.**



Glazed Vitrified Tiles

Tile Body

The finest quality raw materials make up the resilient and robust tile body of Monolith tiles. The raw materials are ethically sourced and sustainably processed.

Engobe Layer

A highly opacious, fusible, and permeable engobe layer makes the second layer of the tiles of Monolith. The layer makes the tiles highly resistant to water absorption for longevity.

High Pigment Digital Printing Ink



The Monolith surfaces get their unique and versatile properties of the design, color, and more in this stage where digital printing is done on the glaze with high pigment ink for excellent results.

Glaze Layer


A high-quality glaze coating is added to the engobe layer of the Monolith tiles giving the tile properties of texture and shine and making them ready for design and color.



STATE-OF-THE-ART SURFACES WITH VIBRANT ATTRIBUTES.



Easy To Clean



Stain Resistant

APPLICATION AREAS

These marvelous slabs are designed to enchant and can be carefully used in a variety of spaces. They can adorn your walls and floors, encourage an artistic perspective with designed teapops, or be used to design a mall, corporate office, showroom, hotel, or residential space.



Floor




Wall



Tabletop




Residence Space




Hotel Lobby & Reception




Kitchen



Showroom & Retail Store



Restaurant & Bar



Bathroom


INDEX




1001 ENDLESS
VERSAT WHITE



1001 ENDLESS
AUSTRAL WHITE



1001 ENDLESS
CALACATTA MARIE GOLD



1001 ENDLESS
MAVERICK WHITE



1001 ENDLESS
LUMINUS CREMA



1001 ENDLESS
LUMINUS SILVER



1001 ENDLESS
MERLOT SILVER



1001 ENDLESS
MERLOT BEIGE



1001 ENDLESS
ROCKART WHITE



1001 ENDLESS
ROCKART SILVER



1001 ENDLESS
ROCKART CREMA



1001 ENDLESS
ROCKART GOLD



1001 ENDLESS
ANDROS CREMA



1001 ENDLESS
OLSON CREMA



1001 ENDLESS
MAXIMA OLIVE



1001 ENDLESS
DEXTER GREY



1001 ENDLESS
BLAZE PEARL



1001 ENDLESS
BLAZE CREMA



1001 ENDLESS
LUMINUS GRIS

1001 ENDLESS VERSAT WHITE



**800x
1600mm**

ENDLESS 3 FACES



 Floor  Wall  Tabletop

[← Back To Index](#)

*Touch for
Hear Virtual*

360°



Preview of
1001 ENDLESS VERSAT WHITE

-  Floor
-  Wall
-  Tabletop

monolith[®]
VOGUISH SURFACES



1001 ENDLESS AUSTRAL WHITE



**800x
1600mm**

ENDLESS 4 FACES



[← Back To Index](#)

*Touch for
Hear Virtual*

360°



Preview of
1001 ENDLESS AUSTRAL WHITE




1001 ENDLESS CALACATTA MARIE GOLD



**800x
1600mm**

ENDLESS 4 FACES



 Floor  Wall  Tabletop

[← Back To Index](#)

*Touch for
Hear Virtual*

360°



Preview of

1001 ENDLESS CALACATTA MARIE GOLD




1001 ENDLESS MAVERICK WHITE



**800x
1600mm**

ENDLESS 4 FACES



 Floor  Wall  Tabletop

[← Back To Index](#)

*Touch for
Hear Virtual*

360°



Preview of

1001 ENDLESS MAVERICK WHITE




1001 ENDLESS ROCKART WHITE



**800x
1600mm**

ENDLESS 4 FACES



 Floor  Wall  Tabletop

[← Back To Index](#)

*Touch for
Hear Virtual*

360°



Preview of
1001 ENDLESS ROCKART WHITE



1001 ENDLESS ROCKART SILVER



**800x
1600mm**

ENDLESS 4 FACES



 Floor  Wall  Tabletop

[← Back To Index](#)

*Touch for
Hear Virtual*

360°



Preview of

1001 ENDLESS ROCKART SILVER

-  Floor
-  Wall
-  Tabletop



1001 ENDLESS ROCKART CREMA



**800x
1600mm**

ENDLESS 4 FACES



 Floor  Wall  Tabletop

[← Back To Index](#)

*Touch for
Hear Virtual*

360°



Preview of
1001 ENDLESS ROCKART CREMA



1001 ENDLESS ROCKART GOLD



**800x
1600mm**

ENDLESS 4 FACES



 Floor  Wall  Tabletop

[← Back To Index](#)

*Touch for
Hear Virtual*

360°



Preview of
1001 ENDLESS ROCKART GOLD



1001 ENDLESS BLAZE PEARL



**800x
1600mm**

ENDLESS 4 FACES



[← Back To Index](#)

*Touch for
Hear Virtual*



Preview of
1001 ENDLESS BLAZE PEARL



1001 ENDLESS BLAZE CREMA



**800x
1600mm**

ENDLESS 4 FACES



Floor

Wall

Tabletop

[← Back To Index](#)

*Touch for
Hear Virtual*

360°



Preview of
1001 ENDLESS BLAZE CREMA




1001 ENDLESS LUMINUS GRIS



**800x
1600mm**

ENDLESS 4 FACES



 Floor  Wall  Tabletop

[← Back To Index](#)

*Touch for
Hear Virtual*

360°



Preview of
1001 ENDLESS LUMINUS GRIS




1001 ENDLESS LUMINUS CREMA



**800x
1600mm**

ENDLESS 4 FACES



 Floor  Wall  Tabletop

[← Back To Index](#)

*Touch for
Hear Virtual*

360°




Preview of
1001 ENDLESS LUMINUS CREMA



1001 ENDLESS LUMINUS SILVER



ENDLESS 4 FACES



**800x
1600mm**

-  Floor
-  Wall
-  Tabletop

[← Back To Index](#)

*Touch for
Hear Virtual*

360°



Preview of
1001 ENDLESS LUMINUS SILVER




1001 ENDLESS MERLOT SILVER



**800x
1600mm**

ENDLESS 4 FACES



-  Floor
-  Wall
-  Tabletop

[← Back To Index](#)

*Touch for
Hear Virtual*

360°



Preview of

1001 ENDLESS MERLOT SILVER



1001 ENDLESS MERLOT BEIGE



**800x
1600mm**

ENDLESS 4 FACES



 Floor  Wall  Tabletop

[← Back To Index](#)

*Touch for
Hear Virtual*

360°



Preview of
1001 ENDLESS MERLOT BEIGE



1001 ENDLESS ANDROS CREMA



**800x
1600mm**

ENDLESS 4 FACES



 Floor  Wall  Tabletop

[← Back To Index](#)

*Touch for
Hear Virtual*

360°



Preview of
1001 ENDLESS ANDROS CREMA




1001 ENDLESS OLSON CREMA



**800x
1600mm**

ENDLESS 4 FACES



 Floor  Wall  Tabletop

[← Back To Index](#)

*Touch for
Hear Virtual*

360°



Preview of
1001 ENDLESS OLSON CREMA



1001 ENDLESS MAXIMA OLIVE



**800x
1600mm**

ENDLESS 4 FACES



 Floor  Wall  Tabletop

[← Back To Index](#)

*Touch for
Hear Virtual*

360°



Preview of
1001 ENDLESS MAXIMA OLIVE



1001 ENDLESS DEXTER GREY



**800x
1600mm**

ENDLESS 4 FACES



Floor

Wall

Tabletop

[← Back To Index](#)

*Touch for
Hear Virtual*

360°



Preview of
1001 ENDLESS DEXTER GREY



Technical Specification

CHARACTERISTIC	STANDARD AS PER ISO-13006/EN14411 GROUP BIA	MEAN VALUE OF MONOLITH GVT	TEST METHOD
REGULATORY PROPERTIES			
Deviation in length & width	±0.5 %	±0.2 %	ISO-10545-2
Deviation in thickness	±5.0 %	±4.0 %	ISO-10545-2
Straightness in side	±0.5 %	±0.15 %	ISO-10545-2
Rectangularity	±0.6 %	±0.2 %	ISO-10545-2
Surface flatness	±0.5 %	±0.2 %	ISO-10545-2
Color difference	Unaltered	Slight variation is possible due to different batches as per signed samples	ISO-10545-16
Glossiness	As per mfg	Sharp	GLOSSOMETER
SURFACE MECHANICAL PROPERTIES			
Water absorption	< 0.50 %	< 0.5 %	ISO-10545-3
Apparent density	> 2.0 g/cc	> 2.28 gm/mm ²	DIN 51082
MASSIVE MECHANICAL PROPERTIES			
Modulus of rupture	Min. 35 N/mm ²	Min. 35 N/mm ²	ISO-10545-4
Breaking strength	Min. 1300 N	Min. 1700 N	ISO-10545-4
Impact resistance	As per mfg.	Min. 0.55	ISO-10545-5
SURFACE MECHANICAL PROPERTIES			
Surface abrasion resistance	As per mfg	Min. Class-4	ISO-10545-7
MOH's hardness	As per mfg	Min. 5	EN 101
THERMO HYGROMETRIC PROPERTIES			
Frost resistance	No damage	No damage	ISO-10545-12
Thermal shock resistance	No damage	No damage	ISO-10545-9
Moisture expansion	Nil	0.1 (mm/3)	ISO-10545-10
Thermal expansion (COE)	Max. 9.0 x 10 ⁻⁶	Max. 6.5 x 10 ⁻⁶	ISO-10545-8
Crazing resistance	As per mfg	Min. 7 Cycle	ISO-10545-11
CHEMICAL PROPERTIES			
Chemical resistance	No damage	No damage	ISO-10545-13
Stain resistance	Resistant	Resistant	ISO-10545-14

Size	Thickness (approx.)	Pieces / Box	Area / Box	Wt./Box (approx.)
800x1600mm	9 mm	2 pcs.	2.56 sq. mtr.	52 kgs.


Laying & Levelling




Base Structure



Cement Laying On Tile



Joints



Fixing The Tile



Spacers + Laveller



Levelling Wedges



After Levelling Process
Leave Int For 8-10 Hrs.



Remove Wedges
Ones It Dry



Joint Grouting



Final Cleaning

Floor and Wall Installation

1. First spread the cement mixer onto the floor and wall substrate.
2. At the same time, apply the cement mixer onto the back of the slab with a tile trowel.
3. The recommended cement mixer must be spread over in one direction only.
4. Using a trowel and follow the same direction as previously applied to the back of the slab.
5. Being careful to maintain a minimum joint of 3mm.
6. Tap the slab with a rubber trowel for a complete fixing, ensuring the air is expelled. It is recommended to start from the centre of the slabs and then move towards the edges.
7. Complete the laying operations using a suitable sealant, while keeping at least a 3mm joint through the use of spacers.
8. To make this task easier, use the special device for pulling over the slabs, available in the market.
9. Levelling wedges at each linear metre of the slabs are recommended.
10. After levelling process leave it for 8-10 hours, remove wedges once it gets dry.



monolith[®]
VOGUISH SURFACES

Khokhara Road, Near Hanuman Temple,
At Bela, Morbi, INDIA

e. info@monolithsurfaces.com
w. monolithsurfaces.com

Scan for Catalogue

